


Envizom[™]

Advanced Environmental Monitoring Software
for Professionals



About Envizom™



Envizom™ is an Environmental visualisation and analytics platform for real-time air quality data acquisition. Our Environmental Data Interpretation Engine, powered by Artificial Intelligence & Machine Learning algorithms, provides highly accurate data and actionable insights, empowering users to make well-informed decisions. Envizom™ uses secured HTTPS servers for data storage. Alternatively, this data can also be stored on-premise local servers.

The Dashboard module shows the data in different widgets, whereas, in the Overview module, the devices can be seen geo-mapped to their respective locations. In addition, Envizom™ also offers advanced modules like automated reports, smart alerts, and process automation.

Envizom™ Features



Real-Time Data

Envizom™ platform offers real-time data visualisation of all environmental parameters.



Automated Reports

Get automated reports every day/week/month and quick reports to understand and analyse the air quality data with different formats.



Smart Alerts

Set alerts based on predefined threshold values and send notifications to the respective users through SMS, Email and Push notifications.



Advanced Analytics

Analyze and compare environmental data of multiple devices and various parameters with different methods, like device comparison, parameter comparison, and pollution rose.



User-Friendly Interface

Envizom™ platform is user-friendly and navigation across modules is hassle-free and interactive.



Data Accessibility

Access real-time data on the go from any smart device like a laptop, tablet, or mobile phone.



Endorse Your Brand

Customize the Envizom™ platform by adding your brand logo to endorse your brand.



Easy To Integrate

Through our REST APIs, data from all the Oizom® equipment can be integrated into any third-party software platform.



Process Automation

Enable process automation using our relay-based module and set thresholds to automate the integrated systems.



Integrate external sensors

Integrate and monitor data of third-party accessories such as Vibration, Noise Class 1, Lightning, Evaporation, Temperature, and Soil moisture & Soil temperature sensors.

Why Choose **Envizom**TM




Multi Level User Management

EnvizomTM offers a multi-level user hierarchy with Admin, Users, and Sub-users. Admin and Users have the right to add, edit, and delete users, software modules, and devices as per the project requirements. The admin can set the software module expiration date, prevent unauthorized modification or data removal, and control the number of visible devices.

Tech Support

Oizom[®] provides remote and on-field technical support. We also have a ticketing system to maintain all support-related issues. We maintain a 24-hour SLA to ensure a prompt and professional response. The technical team helps the onsite personnel to carry out troubleshooting of the issue.

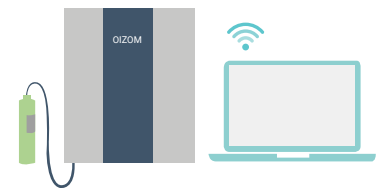


Supports Third Party Devices

Using APIs of third-party devices, data can be visualised on EnvizomTM. Thus, users can access and analyse environmental data from their multiple devices on our platform.

Calibration Module

With an on-device calibration software module, our partners and users can calibrate Oizom equipment in the lab or on-site. Users can also view and access historical calibration data.



Remote Diagnostics

Oizom's architecture enables remote diagnosis for all devices. The tech team performs proactive maintenance, including remote calibration updates for optimal performance and over-the-air firm-ware updates to keep your device secure and functioning at its highest efficiency.

Envizom™ Modules



Overview

The overview module provides users with a bird's eye view of the Oizom® devices and the real-time air quality index with data of various parameters.



Dashboard

The dashboard is a complete visualisation module for users to analyse the environmental data from the device with multiple widgets.



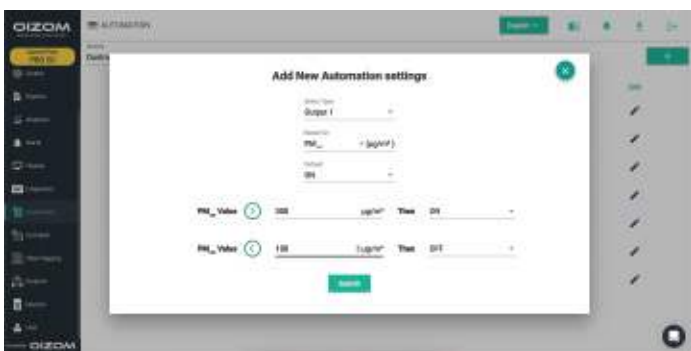
Cluster

The cluster module lets users group specific devices and can display an average of their selected devices' data.



Analytics

The analytics module enables users to review comprehensive analysis of environmental data in different formats.



Automation

An automation module can be utilised to trigger external equipment with a 2-channel relay switch.



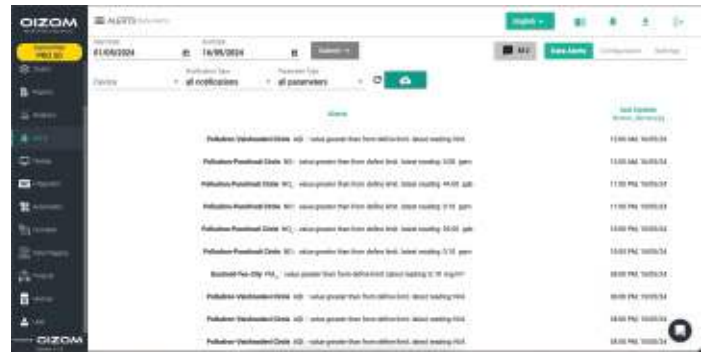
User Role Management

The user module allows admins and users to create multiple accounts, assign software modules and devices, and also select AQIs based on geography.



Reports

The reports module lets user control the automated report generation for each device. These are print-ready reports with interactive charts and analysis.



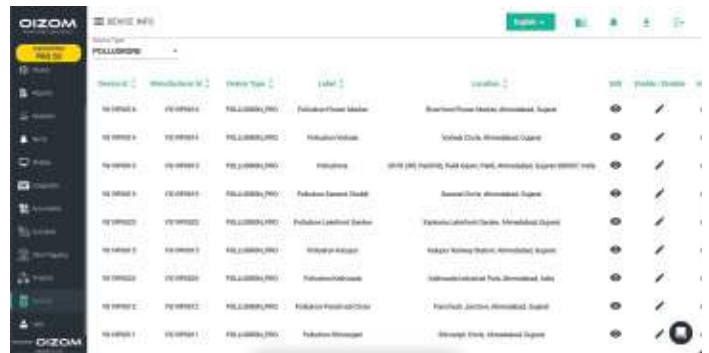
Alerts And Notifications

The alerts module notifies the user for specific conditions through SMS and E-mails.



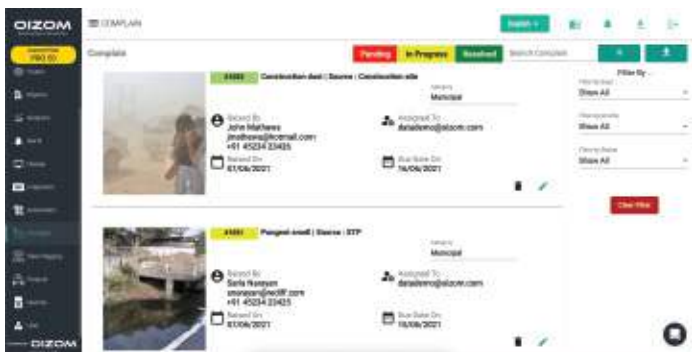
Integration

API Integration is used for seamless communication with third-party software. Oizom® APIs can enable interaction between devices, applications, and data.



Device Management

The devices module lets users view all registered devices on a single screen. The user manage and edit their devices' information.



Complain

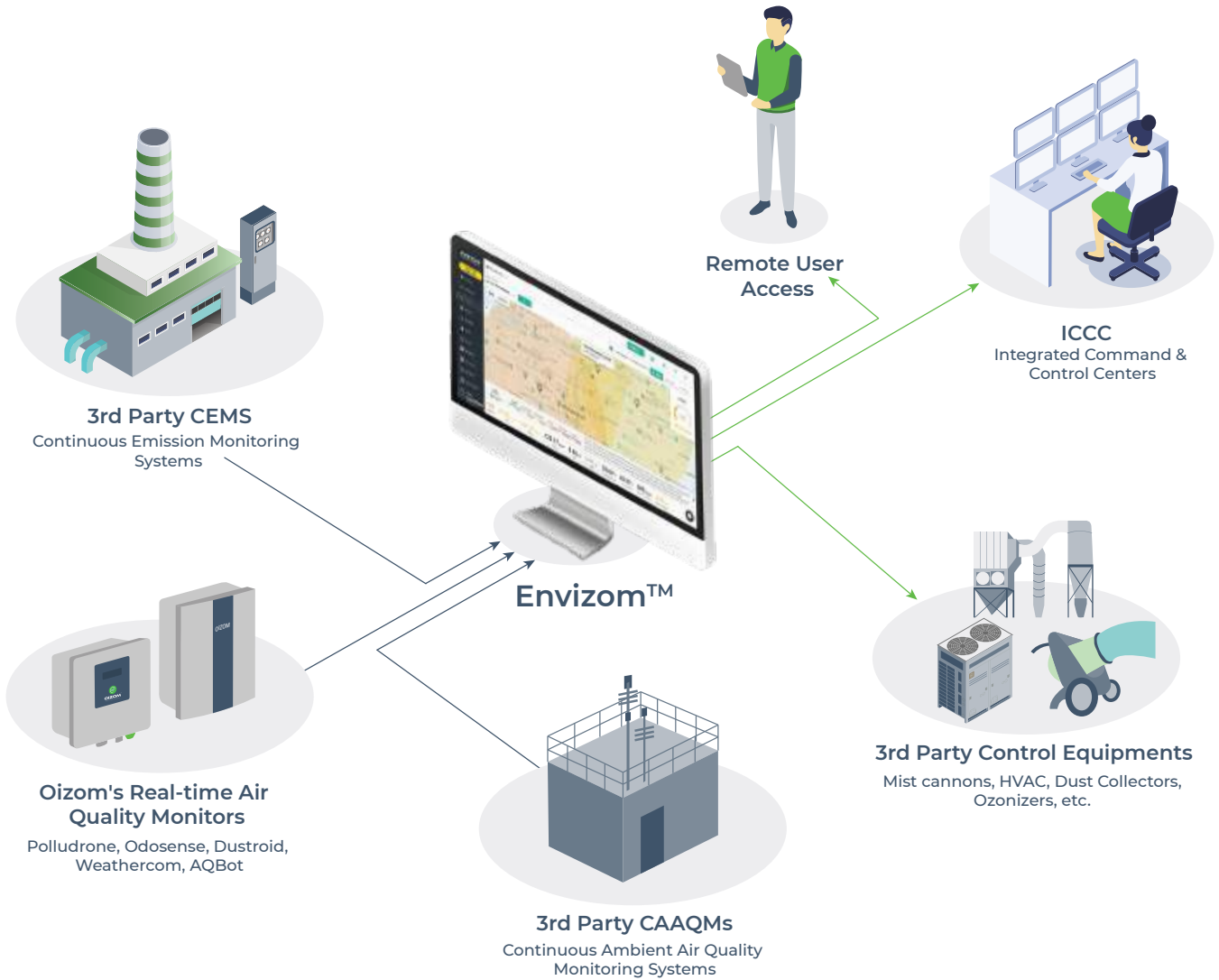
The complain module lets users view, add, and categorise complaints. Complaints from 3rd party platforms can be onboarded via APIs.



Data Flagging

Environmental data can be flagged into categories such as invalid, failure, calibration, maintenance, etc. and can be reported with color coded charts.

Solution Architecture



Privacy First Platform



Data Privacy

The data shared with the client uses an encryption server through HTTPS Secure Socket layers. Envizom™ also uses AES encryption for connection that adds to data safety.



Data Ownership

Envizom™ creates a secured and encrypted password combination for the user login. Oizom® ensures 100% privacy of the data and doesn't share without relevant permissions.



Data Transparency

Data collected from Oizom® equipment runs through the Environment Data Interpretation Engine. It processes various algorithms and eliminates environmental impact interferences on the sensors.



SANS



OWASP



IEC 62443-4-1



Security Tested



100w Cybersecurity Practices



TCM SECURITY

Envizom™ Capabilities



Visualisation & Analytics

With our web-based environmental monitoring software – Envizom™, the professionals can access and analyse the air quality data remotely from anywhere. Users can perform multi-device and multi-parameter analysis to make the data actionable.

Data Access

Environmental data analytics needs to be made accessible in a user-friendly way. Envizom™ generates data insights in various formats, like printable reports and downloadable CSVs. Data transfer integration to a 3rd party application or external IT infrastructure is possible through Oizom® APIs.



Smart Display

Making environmental data publicly available is essential for awareness. This can trigger environmental actions among the mass audience. Using various data publishing mediums, environmental health advisory can be served at once. The data publishing is possible through outdoor LED Display Boards, TV Screens, and Integrable Web Widgets.

Environmental Actions

Oizom® is committed to making environmental data more understandable by offering immediate alerts for timely decisions. Data-driven suggestive actions are provided to the authorities to mitigate any significant future risk, such as an industrial accident, natural hazard, or man-made hazard.



Process Automation

Threshold based alerts can now be triggered using the automation module in Envizom™. User defined limits can be assigned to specific parameters. On breaching such limits, 3rd party equipment like mist cannons can be switched ON/OFF. This empowers the stake holders to take timely corrective actions without any human dependency.



Trusted by

70+ Countries



Solutions Installed in

65+ Cities



Total Devices Installed

3000+



Total Population Covered

200 million+

Global Presence



Changing the way Industries monitor air quality



Get in touch



House No.2, Garden View Corporate House,
Opp. Bodakdev Auda Garden, Ahmedabad, India

✉ contact@oizom.com / connect@oizom.com

☎ +91 88666 60025 / 39